KAITSU

INDECA
GAMING SOUND

RoHS

Fabricado en China.
Por favor, recicla.

Atención: NO apropiado para niños menores de 8 años.

I KAITSU — Español

Introducción al Producto



01. Control de volumen.
02. Silenciado de micrófono.

I PS5

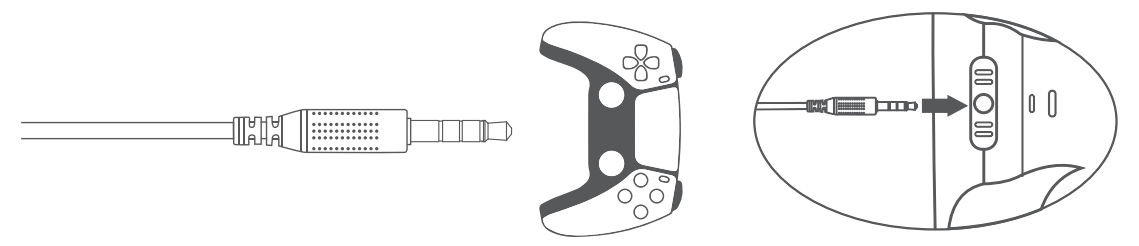

Si el nivel del audio o del micrófono es demasiado alto o bajo:

- Vaya a Ajustes > Sonido

01. Micrófono > Ajustar el nivel del micrófono
02. Volumen > Auriculares

I PS4

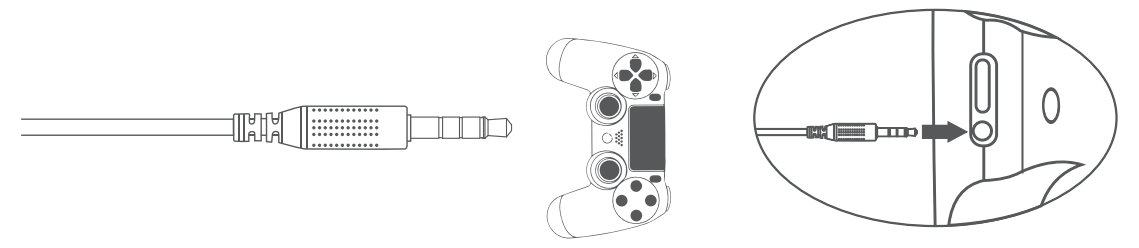

Conectar los auriculares antes de comenzar la configuración.

- Vaya a Ajustes > Sonido y Pantalla > Ajustes de salida de audio > Salida a auriculares > Seleccione "Todo el audio".

Si el nivel de audio es demasiado alto o bajo:

- Vaya a Ajustes > Dispositivos > Dispositivos de audio > Auriculares con micrófono y auriculares sencillos, y cambie el volumen a su gusto.

I XBOX

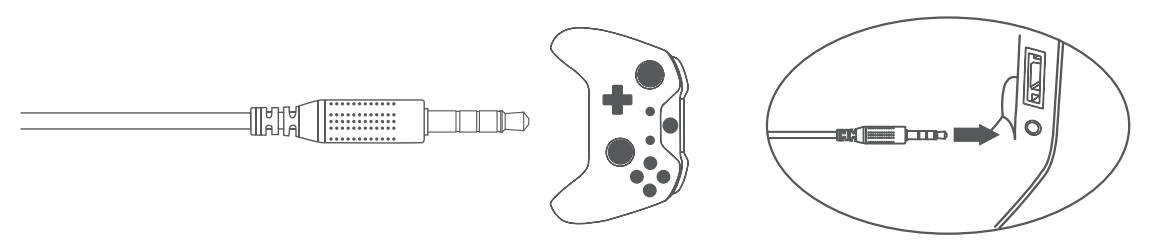

⚠ El mando de la primera Xbox One requiere un adaptador con conexión minijack.

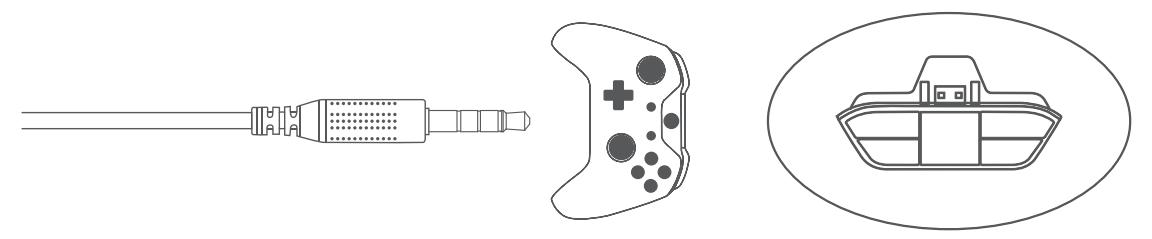

I SWITCH

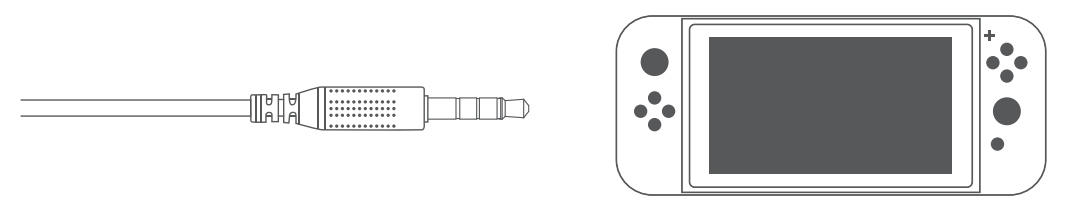

I PC / Mac / Smartphone / Tablet

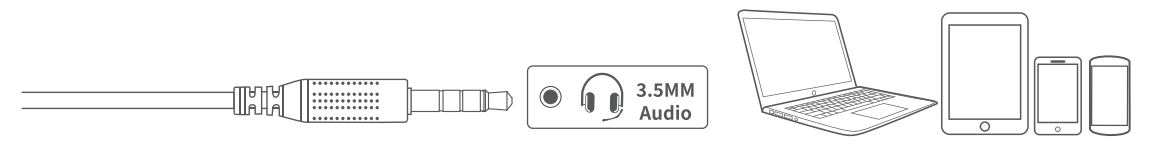

I KAITSU — English

Product introduction



01. Volume control.
02. Mic mute.

I PS5

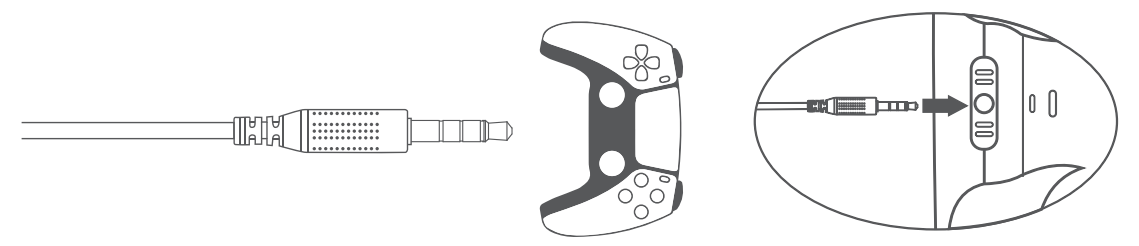

If the audio or microphone levels are either too high or low:

- Go to Settings > Sound

01. Microphone > Adjust Microphone Level
02. Volume > Headphones

I PS4

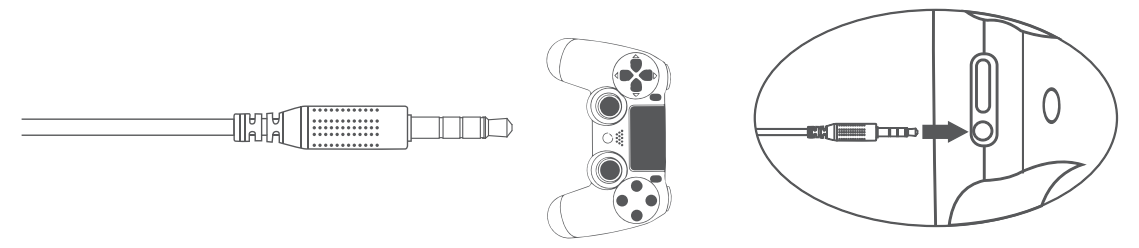

Ensure all headset connnections are made before begining setup.

- Go to Settings > Screen and Sound Audio > Output Settings > Output to Headphones > Select "All Audio".

If your Audio Level is either too loud or too soft:

- Go to Settings > Devices > Audio Devices > Headset and Headphones and change the audio level to your liking.

I XBOX

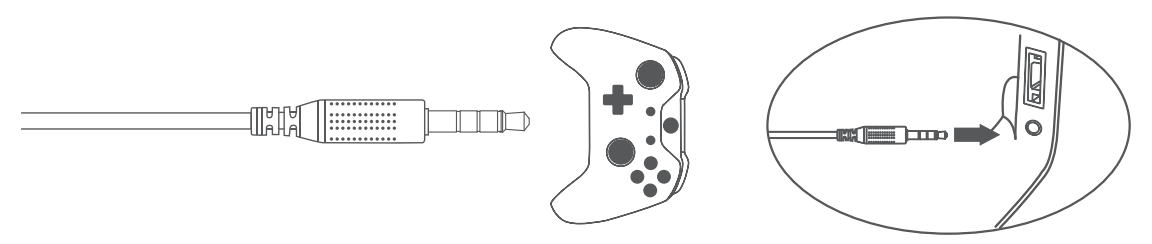

⚠ The controller of the first Xbox One requires an adapter with minijack connection.

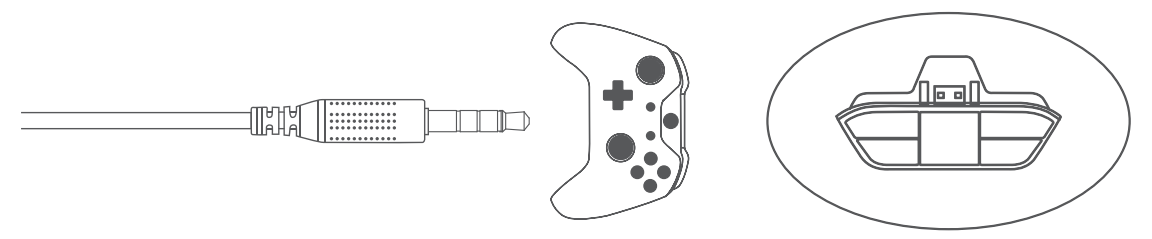

I SWITCH

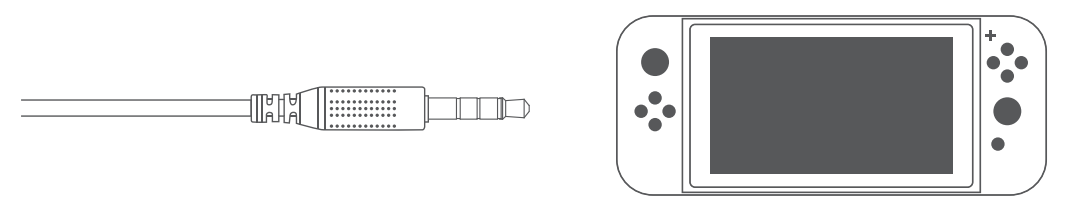

I PC / Mac / Smartphone / Tablet

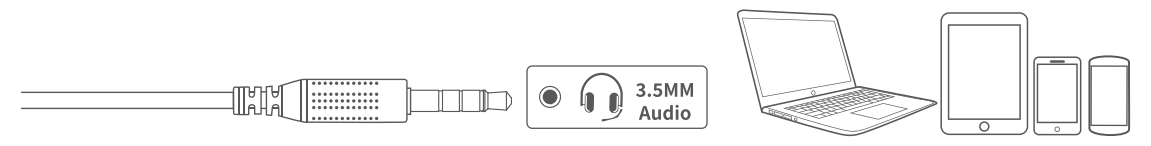

I KAITSU — Português

Introdução do produto



01. Controlo do volume.
02. Microfone mute.

I PS5

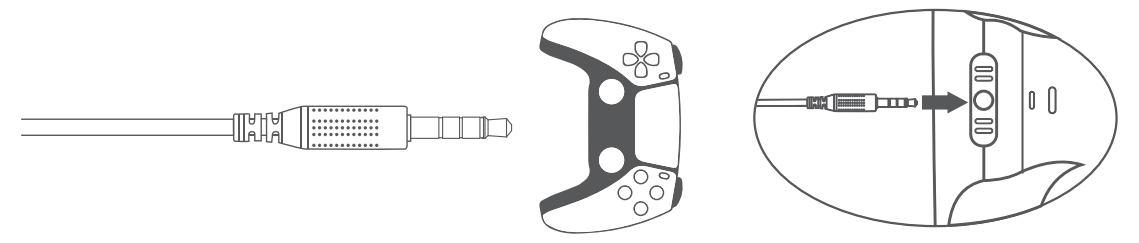

Se o nível de áudio ou microfone estiver muito alto ou baixo:

- Vá para Definições > Som

01. Microfone > Ajustar nível do microfone
02. Volume > Auscultadores

I PS4

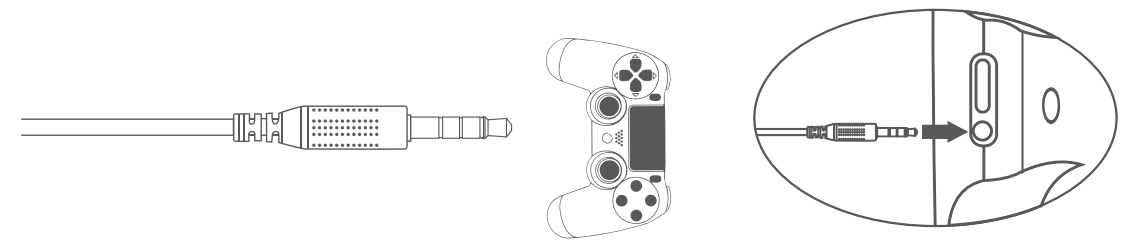

Conecte os fones de ouvido antes de iniciar a configuração.

- Vá para Definições > Som e ecrá > Definições de saída de áudio > Enviar áudio para os auscultadores > Seleccione "Todo o áudio".

Se o seu nível de áudio é ou muito altos ou muito baixos:

- Vá para Definições > Dispositivos > Dispositivos de áudio > Auscultadores com microfone a auscultadores, e altere o nível de áudio ao seu gosto.

I XBOX

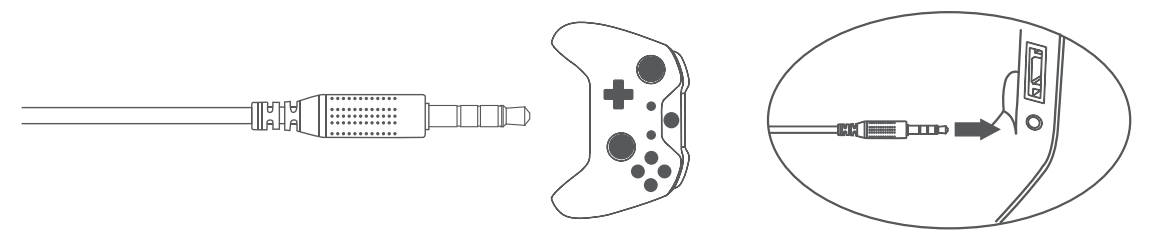

⚠ O controlador do primeiro Xbox One requer um adaptador com conexão minijack.

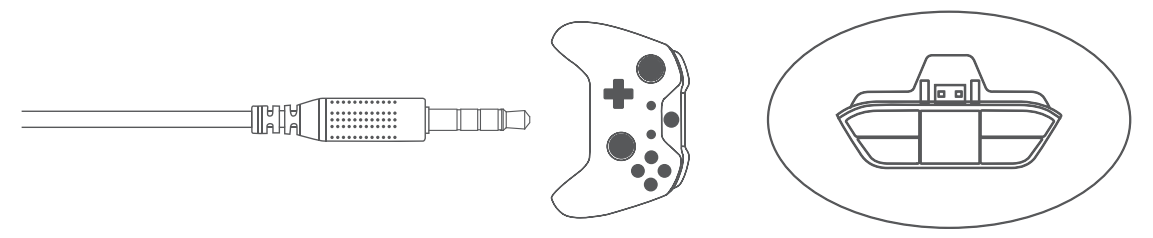

I SWITCH

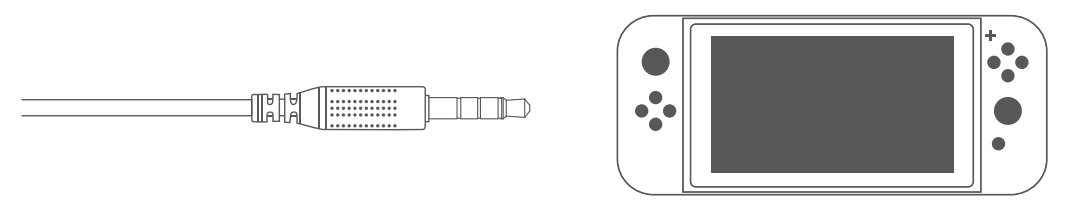

I PC / Mac / Smartphone / Tablet

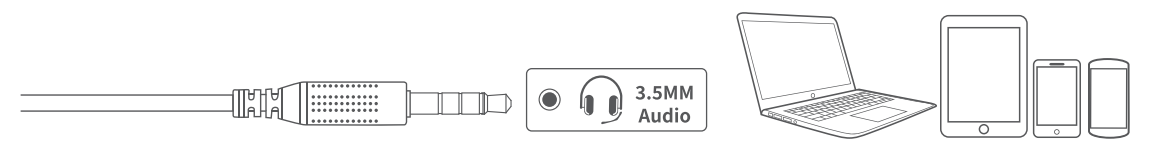

I KAITSU — Italiano

Introduzione al prodotto



01. Controllo del volume.
02. Microfono muto.

I PS5

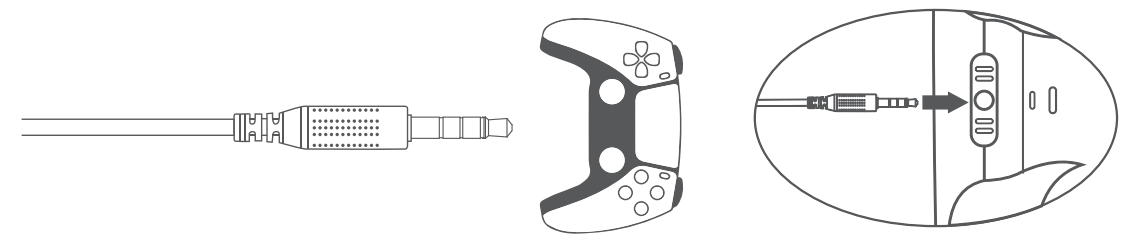

Se i livelli dell'audio o del microfono sono troppo alti o troppo bassi:

- Vai su Impostazioni > Audio

01. Microfono > Regola livello microfono
02. Volume > Auricolari

I PS4

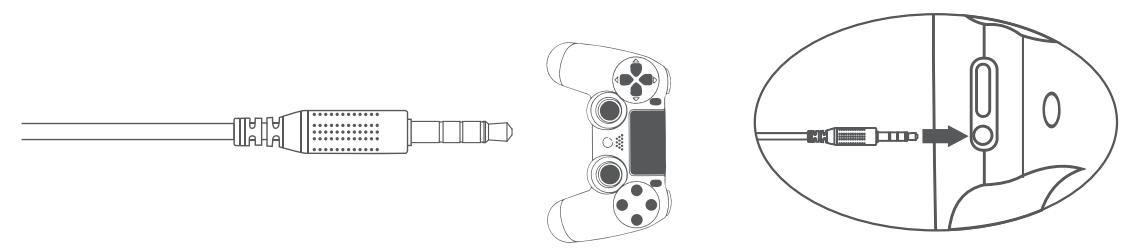

Assicurarsi che tutti i collegamenti per cuffie sono efatte prima di iniziare la configurazione.

- Vai su Impostazioni > Audio e Schermo > Mimpostazioni uscita audio > Riproduci l'audio tramite cuffie > Selezionare "Tutto l'audio".

Se il livello audio è troppo alto o troppo basso:

- Vai su Impostazioni > Dispositivi > Dispositivi Audio > Cuffie con microfono e cuffie, e modificare il livello audio a proprio piacimento.

I XBOX

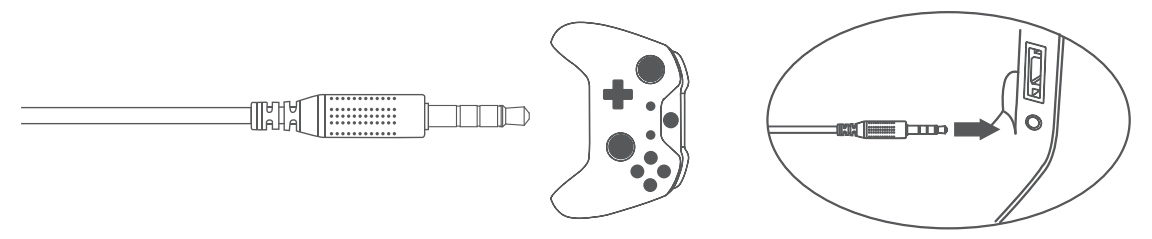

⚠ Il controller della prima Xbox One richiede un adattatore con connessione minijack.

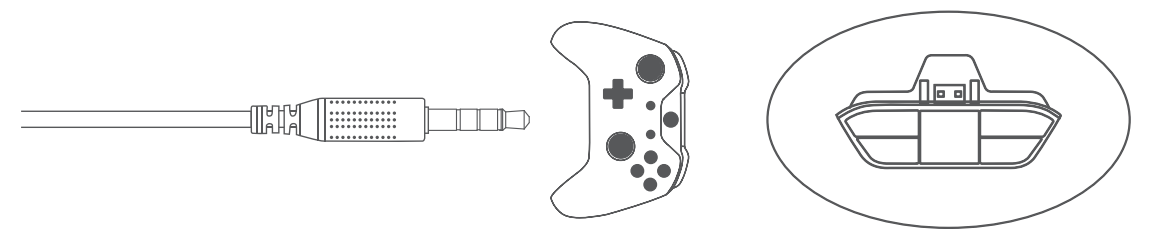

I SWITCH

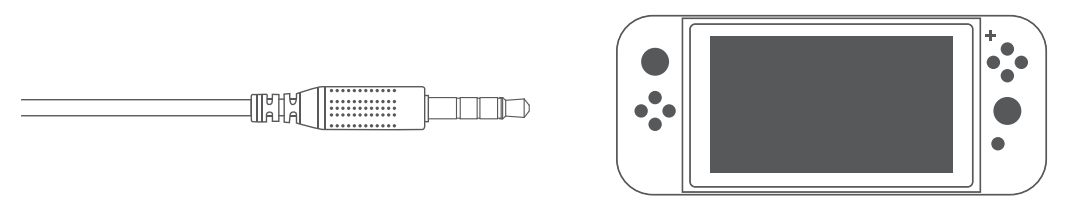

I PC / Mac / Smartphone / Tablet

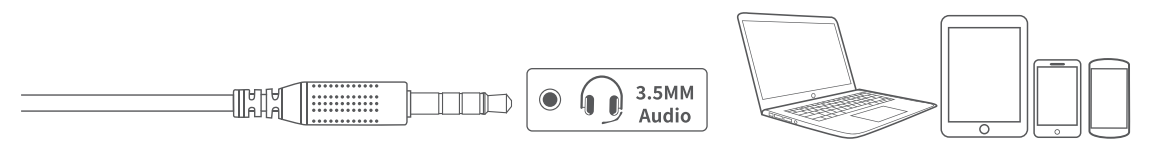

PlayStation, PS4 and PS5 are registered trademarks of Sony®. This product is not licensed, sold or promoted by Sony® or its agents. SWITCH is a registered trademark of NINTENDO INC. This product is not licensed, sold or promoted by NINTENDO INC. or its agents. XBOX and XBOX SERIES are registered trademarks of MICROSOFT®. This product is not licensed, sold or promoted by MICROSOFT®. or its agents.
All the trademarks are the registered property of their respective companies.

PlayStation, PS4 y PS5 son marcas registradas por Sony®. Este producto no está licenciado, vendido o promovido por Sony® o sus agentes. SWITCH es una marca registrada por NINTENDO INC. Este producto no está licenciado, vendido o promovido por NINTENDO INC. o sus agentes. XBOX y XBOX SERIES son marcas registradas por MICROSOFT®. Este producto no está licenciado, vendido o promovido por MICROSOFT®. o sus agentes.
Todas las marcas son propiedad registrada de sus correspondientes compañías.

"Indeca es una marca registrada de Indeca Business S.A.. El resto de las marcas aquí contenidas son propiedad de sus correspondientes titulares registrales" "¡Advertencia! No indicado para menores de 36 meses. Contiene partes pequeñas" "Se aconseja al consumidor, tome nota de esta información para futura referencia, Indeca Business, S.A."

"Indeca is a trademark of Indeca Business, S.A. All other trademarks contained herein are the property of the corresponding registered owners." "Warning! Not suitable for children under 36 months. Contains small parts" "The consumer is advised to note the above information for future reference, Indeca Business, S.A."

"Indeca è un marchio registrato di Indeca Business S.A.. Il resto delle marche qui contenute sono proprietà dei propri corrispondenti titolari registrati" "Attenzione! Non adatto ai bambini di età inferiore a 36 mesi. Contiene parti piccole" "Conserva queste informazioni, per una consultazione futura: Indeca Business SA"

Indeca é uma marca da Indeca Business, S.A. As restantes marcas aqui contidas sao propiedade dos correspondentes titulares de registro." "Aviso! Não apropriado para crianças com menos de 36 meses. Contém peças pequenas." "O consumidor é aconselhado a guardar esta informaçao, Indeca Business, S.A."